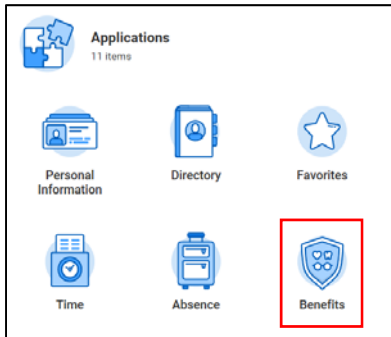


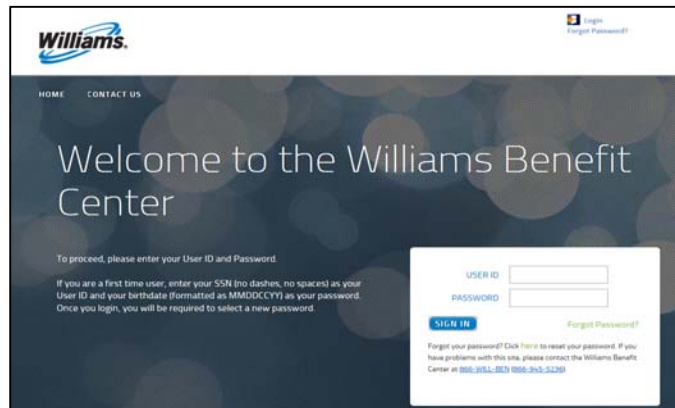
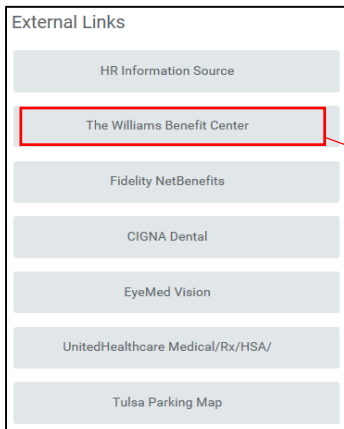
### View Benefits

You can use Workday as a one-stop resource to access sites such as the Williams Benefit Center, Fidelity NetBenefits and more.

1. To get started, navigate to the **Benefits** application on the Workday homepage. The cost of payment during Benefits enrollment is for Parking and Fitness elections only.



2. This brings you to the Benefits page. In the **External Links** column, you see a list of resources. You can click on any of these links for direct access to the outside source.



3. As the **External Links** connect to outside sources, your User ID and Password for these resources in independent from your Workday ID and Password.

### Tulsa/Houston Employees

4. If you are a Tulsa or Houston employee, you also have columns for **View Benefit Elections** and **Current Cost**.

View	Current Cost
Benefit Elections	41.50
Benefit Elections as of Date	

5. Here you can see your existing parking and fitness elections, if applicable. Note that the **Current Cost** section lists *only* your current cost of parking and fitness—not other benefit elections.