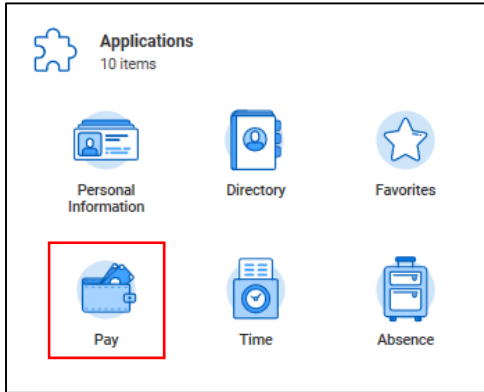


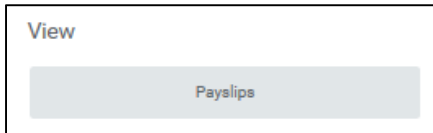
View Payslips

You can view detailed records of your payslips (pay advice) through Workday. To obtain pay advice prior to Workday, please contact WilliamsWay2Answers@Williams.com.

1. From the Workday homepage, click the **Pay** application.



2. In the **View** column, click **Payslips**.



3. Scroll down to see a listing of your Payslips in Workday. Next to each payslip record, you can see details about that particular payslip, like **Period Start Date**, **Period End Date**, **Payment Date**, **Gross Amount**, and **Net Amount**.

You can also **View** or **Print** each payslip.





4. By clicking **View**, you can review additional details about that particular payslip record, as well as your year-to-date totals (as of that record's date). You can also see your:
 - **Earnings**
 - **Employee Taxes**
 - **Deductions**
 - **Employer Paid Benefits** (e.g. 401(k) Match, if applicable),
 - **Taxable Wages**
 - **Withholding Elections**
 - **Payment information** (e.g. Bank name and Account name).

5. From the Payslip page, you may navigate to **Previous Payslip** or **Next Payslip** (if applicable), **Print Payslip Image**, or **Print Multiple Payslips**. You may also choose to **Return to My Payslips** to navigate back to the main page.
6. If you click **Print Multiple Payslips**, you can click a date range of payslips to print. You can also choose to **Exclude Net Zero Payslips** (which refers to a payslip that results in zero dollars remitted).

Click **OK** to review the list of the payslips within the date range you chose, then click **OK** again to continue to print.

You also have the same options to print a single payslip or print multiple payslips from the main **My Payslips Page**, as mentioned above.

Payment From Date	MM / DD / YYYY 
Payment To Date	MM / DD / YYYY 
Exclude Net Zero Payslips	<input type="checkbox"/>

7. The payslip generates in .pdf format. Select the download icon in the upper right-hand corner and print using your browser's print function.
8. Using the Workday mobile functionality, you can able to download or email the .pdf for your personal records.