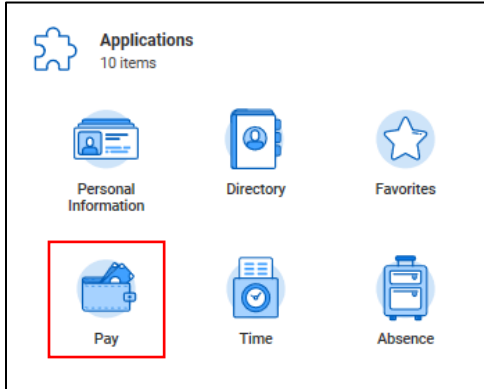


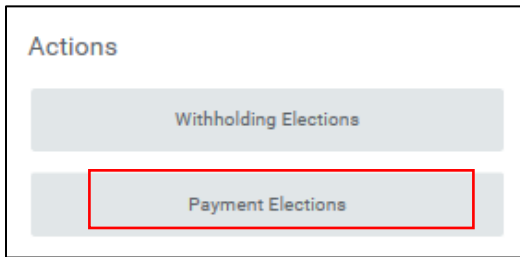
Maintain Payment Elections

You can select how to receive payment for each type of pay and update your direct deposit information.

1. From your Workday homepage, navigate to the **Pay** application.



2. From the Actions column, click **Payment Elections**.



Add Account

1. You must associate a bank account with your profile before adding payment elections.

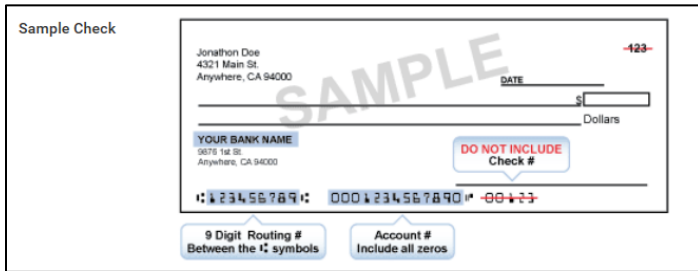
To update your existing account information in Workday, click **Edit**. If you do not have existing account information in Workday or want to add another account, click **Add** to enter your account information.



Accounts 1 item					
Account Nickname	Country	Bank Name	Account Type	Account Number	
TD BANK USA N.A. *****5975	United States of America	TD BANK USA N.A.	Checking	*****5975	<div style="display: flex; justify-content: flex-end; gap: 10px;">EditRemove</div>

Add

- Provide your account information. Workday uses a sample check to prompt how to do so.



- Enter your **Account Type**, **Bank Name**, **Routing Transit Number**, and **Account Number**.

Note that you are not required to enter a **Bank Identification Code** in the **Additional Information** section.

Account Information

Account Nickname (optional)

Account Type * Checking Savings

Bank Name *

Routing Transit Number *

Account Number *

- Click **OK** to save your changes or new account information.

Delete Account

- To delete your account, click **Remove**.
- You will need to confirm that you want to delete your account. Click **OK** to do so.

Account Nickname	Country	Bank Name	Account Type	Account Number	
TD BANK USA N.A. *****5975	United States of America	TD BANK USA N.A.	Checking	*****5975	<input type="button" value="Edit"/> <input style="border: 2px solid red;" type="button" value="Remove"/>

Change Payment Elections

You must always have a **payment election** designated. If you have one account entered, it automatically populates your election.

- To designate or change your payment election, click **Edit**.

Payment Elections				
Payment Type	Account	Account Number	Distribution	
Direct Deposit	TD BANK USA N.A. *****5975	*****5975	Balance Yes	<input style="border: 2px solid red;" type="button" value="Edit"/>

- Country will default to the United States and Currency will default to USD.

Payment Elections 1 item			
	Order	*Country	*Currency
+ -		x United States of America	x USD

- Under **Payment Type**, you can designate how to deposit the balance (typically via Direct Deposit).

*Payment Type

x Direct Deposit

Search

Check

Direct Deposit

- In the **Account** field, if you have **added multiple accounts**, click which you would like this deposit made to. Otherwise, it will auto-fill.

Account

x TD BANK USA N.A.
*****5975

- If you are splitting your deposits amongst multiple accounts, enter a dollar amount or a percentage. Together these elections must equal 100% of your paycheck. Otherwise, you will get an error message.

*Balance / Amount / Percent

Balance

Amount

200

Percent

0

*Balance / Amount / Percent

Balance

Amount

0.00

Percent

10

- You can also choose to have the entire or remaining **Balance** deposited. Specific amounts or percentages must be allocated first and balance amount designated last on your desired accounts.

*Balance / Amount / Percent

Balance

- Click **OK** to save your changes.
- Use the **Add** icon (+) to select additional payment elections.

Payment Elections 1 item

+ -	Order	*Country	*Currency
+ -		x United States of America	x USD

- 9. Click **OK** to save your changes.
- 10. If you are bonus-eligible, Workday provides a bonus direct deposit allocation in addition to your regular pay. You can make changes to the payment elections for your bonus by reviewing the **Bonus Pay Type**.

Payment Elections 3 items

Pay Type	Payment Elections				Edit
	Payment Type	Account	Account Number	Distribution	
Regular	Direct Deposit		*****	Amount 100.00	Edit
	Direct Deposit		*****	Balance Yes	
Bonus	Direct Deposit		*****	Balance Yes	Edit

- 11. To do so, click **Edit**. Then follow the steps outlined above to make your payment elections.