

Williams Pipelines: Keeping You Safe



WE MAKE CLEAN ENERGY HAPPEN®



WILLIAMS EMERGENCY NUMBER: 855-945-5762

WILAP23



This is a federally and state-regulated pipeline safety message.

You have received this brochure because you have been identified as someone who lives and/or works near Williams' pipelines.

This brochure contains information about pipeline safety such as:

- Recognizing a right-of-way and pipeline markers
- Recognizing a pipeline leak
- Responding to a pipeline leak
- Information about 811 and damage prevention
- General information about Williams' pipeline operations

LIVING AND WORKING SAFELY AROUND WILLIAMS PIPELINES

Using the information contained in this brochure as part of your digging projects will keep you and your community safe.

For more information about digging safely around our pipelines or anything else mentioned in this brochure, you can contact us at:

- Non-emergency phone number: **1-800-WILLIAMS (1-800-945-5426)**
- For more information about pipeline safety, visit www.williams.com/safety
- You can also contact us at PublicSafety@Williams.com

Para ver la información en este folleto en un idioma que no sea inglés, visite <https://wmb.link/PAR> o escanee el código QR.



RECOGNIZING A RIGHT-OF-WAY AND PIPELINE MARKER

A pipeline right-of-way is a strip of land over and around a pipeline where some of the property owner's legal rights have been granted to a pipeline company.

Pipeline rights-of-way must be kept free from structures and other obstructions for your safety and to provide access for maintenance and in the event of an emergency.

Pipeline markers are found within the pipeline right-of-way.



Permanent pipeline marker examples



PIPELINE MARKERS

- Indicate **approximate** location. They cannot be used to determine exact location or depth
- Can be found where lines meet at public access points, aboveground facilities, streets, highways, waterways and railway intersections
- Display the pipeline operator's name, emergency number and product transported

RECOGNIZING A PIPELINE LEAK USE YOUR SENSES

Although pipeline leaks are uncommon, it is important to be able to recognize the warning signs using sight, sound and smell. Leaks could be in a liquid or gaseous state.

Note: All of these signs may not be evident at the same time.

SIGHT

- Discolored or dead vegetation
- Flames coming from the ground
- A cloud of vapor, fog or mist
- A pool of liquid on the ground or bubbling in a wet, flooded area
- Dirt blowing in the air
- A rainbow or sheen on the water



SMELL

- An unusual odor or scent of gas, petroleum liquids or a slight hydrocarbon smell
- The products in Williams pipelines are primarily odorless, but may contain a rotten-egg smell from the odorant, mercaptan
- Hydrogen sulfide will carry a pungent, rotten-egg odor



SOUND

- An unusual hissing or roaring noise coming from a pipeline



RESPONDING TO A PIPELINE LEAK


Follow these basic Do's and Do Not's to remain safe during a pipeline leak:

DO



1. **Leave the immediate area on foot!** Move in a crosswind direction away from the leak or vapor cloud and maintain a safe distance. Abandon any equipment being used in or near the area.
2. **Go directly to a safe location**, and then **call 911** and Williams' emergency number at **855-945-5762**.
3. **Warn others to stay away from the leak.**

DO NOT



1. Cause any open flame or other potential source of ignition such as an electrical switch, vehicle ignition, lighting a match, ringing a doorbell, etc.
2. Come into direct contact with any escaping liquids or gas.
3. Drive into a leak or vapor cloud while leaving the area.
4. Attempt to operate any pipeline valves yourself. You may inadvertently route more product to the leak or cause a secondary incident.
5. Attempt to extinguish a natural gas fire.
6. Use telephones (including cell phones) or anything that could cause a spark.
7. Use email, text or the internet to contact the company about a leak, and never assume someone else has reported the leak.

WILLIAMS RESPONSE TO A LEAK

Williams strives to build partnerships with the emergency response community to share resources and provide education for a safe response to a pipeline emergency.

In the unlikely event of a pipeline emergency, Williams will work with the response community to control the situation as quickly as possible. Our trained personnel will:

- Arrive at the site of the emergency and stop or reduce product flow to the area
- Notify and work with the appropriate emergency response officials
- Repair the facility and restore service as soon as possible
- Fully investigate the cause of the incident

MAINTAINING SAFETY AND INTEGRITY OF PIPELINES NEAR YOU

An Integrity Management Plan (IMP) provides a process of assessing and mitigating risks along transmission pipelines. Williams has developed and implemented an IMP that provides a process for monitoring, managing and mitigating risks along transmission pipelines. For a copy of Williams' IMP, visit www.williams.com/safety.

High Consequence Areas (HCAs) are part of Williams' IMP and apply to transmission piping only. This provides enhanced protection for highly populated areas, an outside area or open structure, or a facility occupied by persons who are confined, are of impaired mobility, or would be difficult to evacuate. Examples of HCAs include beaches, playgrounds, recreational facilities, camping grounds, outdoor theaters, stadiums, recreational areas near a body of water, etc.

Unusually Sensitive Areas (USAs) are similar to HCAs and are also part of Williams' IMP, but rather than a focus on high population or other populated areas, USAs focus on liquid pipelines near commercially navigable waterways, primary or alternative drinking water sources, ecological resources, wetlands or areas inhabited by threatened and endangered species.

DAMAGING OR DISTURBING A PIPELINE

Williams maintains a Damage Prevention Program in accordance with state and federal guidelines. If you cause or witness even minor damage to a pipeline or its protective coating, please immediately notify Williams. Even a small disturbance to a pipeline may cause a future leak. **A gouge, scrape, dent or crease is cause enough for Williams to inspect the damage and make repairs.** Do not cover a pipeline that has been damaged.

SEE SOMETHING! SAY SOMETHING! KEEP YOUR NEIGHBORHOOD SECURE

Be aware of people acting suspiciously near pipelines or pipeline facilities. Report unusual or suspicious activity, including:

- People or vehicles loitering in the vicinity of pipelines or facilities
- People taking photos, video or showing other unusual interest in pipelines and facilities
- A strong odor or fluid leaking from a vehicle located near a pipeline facility




PIPELINE PURPOSE AND RELIABILITY

Williams operates pipelines near you. Williams' pipelines and facilities are part of a vast national network of underground pipelines. This system is our country's lifeline for a variety of daily activities. From natural gas to heating oil, from water to jet fuel, pipelines reliably deliver products many of us take for granted, but which are essential to our nation's economy and standard of living.

Some pipelines transport potentially hazardous and flammable substances under high pressure. Yet, according to statistics from the National Transportation Safety Board and the U.S. Department of Transportation (DOT), pipelines are one of the safest modes of transportation in the United States.

PIPELINES/SYSTEMS OPERATED BY WILLIAMS

Pipeline/Systems	State
Black Marlin Pipeline Co.	TX
Bluestem Pipeline LLC	KS & OK
Cardinal Operating Company LLC	NC
Gemini Carthage Pipeline LLC	TX, LA
Gulfstream Management & Operating Services LLC	AL, FL & MS
Hill Lake Gas Storage	TX
Mid-Continent Fractionation and Storage LLC	KS
Northwest Pipeline LLC	CO, ID, OR, UT, WA & WY
Pine Needle Operating Company LLC	NC
Rocky Mountain Midstream LLC	CO
Rocky Mountain Midstream Pipeline LLC	CO
Transcontinental Gas Pipe Line Company LLC (Transco)	AL, DE, GA, LA, MD, MS, NC, NJ, NY, PA, SC, TX & VA
Utica East Ohio Midstream LLC	OH
Williams Field Services - Gulf Coast Company LP	AL, LA & TX
Williams Field Services LLC	AL, CO, KS, WY, OH, PA, WV & NY
Williams LLC	LA
Williams MLP Operating LLC	LA, OH, OK, PA, TX & WV
Williams Oil Gathering LLC	LA & TX
Williams Olefins Feedstock Pipelines LLC	LA & TX
Williams Partners Operating LLC	WA
Worsham-Steed Gas Storage LLC	TX



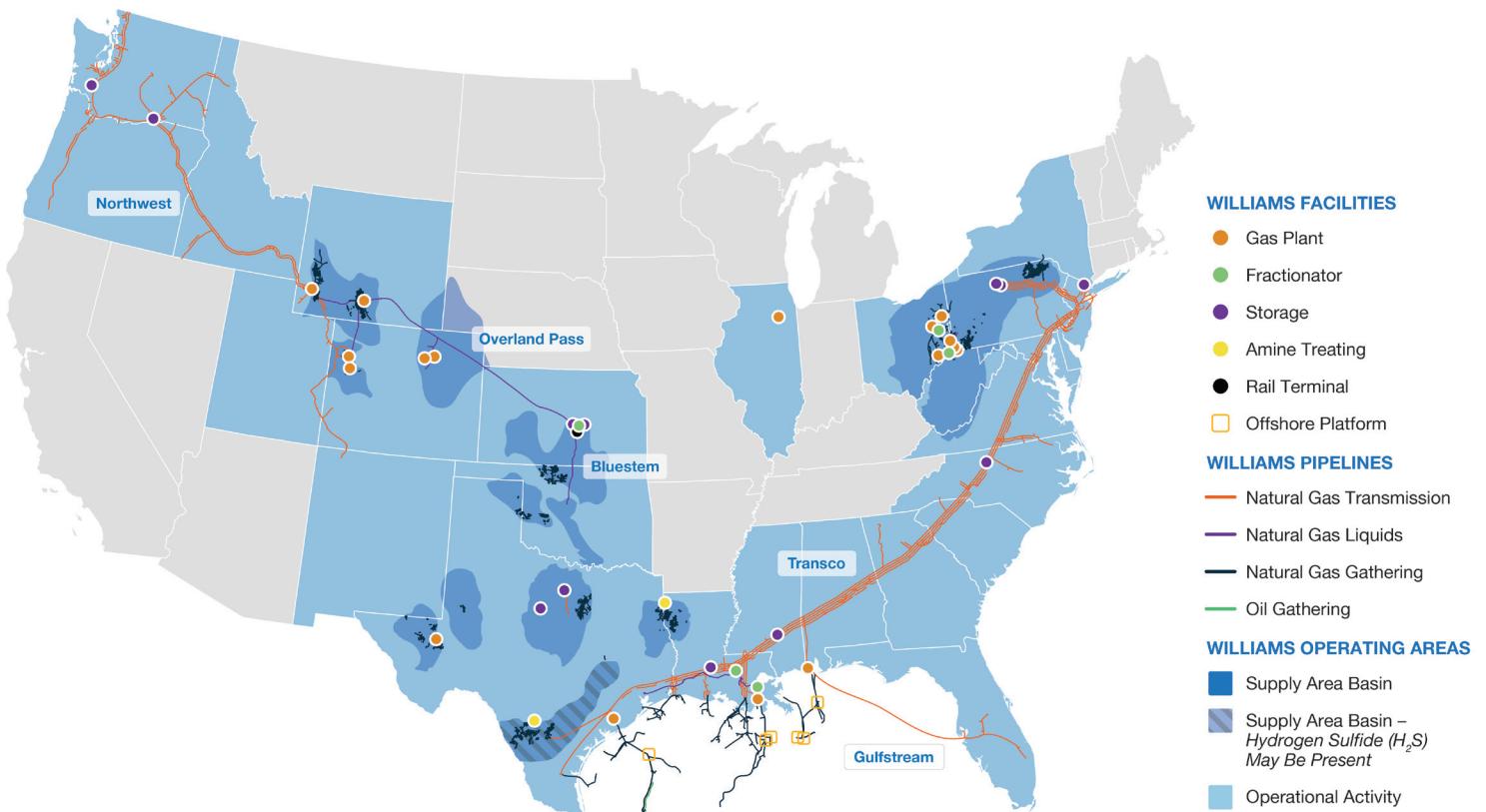
NATIONAL PIPELINE MAPPING SYSTEM

The National Pipeline Mapping System (NPMS) includes information on hazardous liquid pipelines and natural gas transmission pipelines. To view the transmission pipelines in your area, visit www.npms.phmsa.dot.gov.

POTENTIAL HAZARDS OF A PIPELINE RELEASE

Below is a list of products commonly transported via pipeline. For a list of specific commodities in your area, please contact Williams at **1-800-WILLIAMS (1-800-945-5426)** or PublicSafety@Williams.com.

Product	Leak Type	Vapors	Hazards
Natural Gas liquids: Ethane Propane Butane	Liquid/Gas	Initially heavier than air. Can spread along the ground and collect in low or confined areas. Vapors may travel to ignition sources and flash back.	All are extremely flammable, except for Hydrogen Chloride. Vapors may cause dizziness or asphyxiation and may be toxic if inhaled at high concentrations. Contact with products may cause burns, severe injury and/or frostbite. Fire may be hazardous to environmental areas surrounding leak including but not limited to waterways.
Other Hazardous liquids: Anhydrous Ammonia Hydrogen Chloride			
Oil liquids: Gasoline Crude Oil	Liquid	Heavier than air	
Natural Gas	Gas	Lighter than air	Extremely high concentrations may cause irritation or asphyxiation. Extremely flammable and easily ignited by heat, sparks or flames.
Hydrogen Sulfide (H ₂ S)	Gas	Heavier than air and will settle, particularly in low-lying areas	High concentrations may paralyze sense of smell and be fatal. Extremely flammable.



CALL 811

You are required by law to contact 811, your state's One-Call agency, at least 48 to 72 hours (varies by state) before beginning any excavation project.

Excavation refers to digging activity of any kind, including, but not limited to, installing trees, flowers, shrubs, fences, mailboxes, in-ground basketball goals, real estate signs and party tent stakes.

Please visit <https://call811.com/811-In-Your-State> for state-specific One-Call information.

If Williams operates a pipeline in the vicinity, we will be notified and will locate and mark our pipeline with temporary flags or spray paint before you dig.

Damage from excavation-related activities is the leading cause of pipeline incidents, so always **call 811** before you dig.











**Know what's below.
Call before you dig.**

WHITE LINING UNDERSTANDING PAINT, STAKES AND FLAGS

Anyone digging is encouraged to pre-mark the ground with white paint, stakes or flags to show the specific area where excavation will take place. This process, known as white lining, ensures accuracy and prevents utility companies from locating and marking unnecessary areas.

UNIFORM COLOR CODE

For temporary underground utility marking:

 WHITE – Proposed excavation	 YELLOW – Gas, oil, steam, petroleum or gaseous materials	 BLUE – Potable water lines
 PINK – Temporary survey markings	 ORANGE – Communications, alarm or signal lines, cables or conduit	 PURPLE – Reclaimed water, irrigation and slurry lines
 RED – Electric power lines, cables, conduit and lighting cables		 GREEN – Sewers and drain lines

RIGHT-OF-WAY ENCROACHMENTS

If a pipeline crosses your property, do not plant trees, high shrubs or any vegetation that would impede access to the right-of-way. Likewise, do not dig, excavate, operate heavy equipment, build, store or place anything on the right-of-way.