

School Safety Near Williams Pipelines



WE MAKE CLEAN ENERGY HAPPEN®



WILLIAMS EMERGENCY NUMBER: 855-945-5762



This is a federally and state-regulated pipeline safety message.
You received this brochure because your school is located near Williams' pipelines.

This brochure contains information about living safely around pipelines, including:

- Williams' pipelines near school campuses
- Pipeline safety plans and procedures
- Recognizing a pipeline leak
- Responding to a pipeline leak
- Information about 811 and damage prevention
- General information about Williams' pipeline operations

SCHOOL SAFETY AROUND WILLIAMS PIPELINES

Using the information contained in this brochure as a part of your school emergency preparedness planning will help ensure the safety of you, your staff, faculty and students.

For more information about digging safely around our pipelines or anything else mentioned in this brochure, you can contact us at:

- Non-emergency phone number: **1-800-WILLIAMS (1-800-945-5426)**
- For more information about pipeline safety, visit **www.williams.com/safety**
- You can also contact us at **PublicSafety@Williams.com**

Para ver la información en este folleto en un idioma que no sea inglés, visite **<https://wmb.link/PAR>** o escanee el código QR.



WILLIAMS PIPELINES NEAR YOUR SCHOOL CAMPUS

Even though pipelines are one of the safest ways to transport natural gas, emergencies are possible. If such an incident occurs, it requires an immediate and coordinated response effort to protect students, staff, property and the environment. Yet, quite often, pipeline facilities are overlooked when assessing risks.

Williams wants to help schools like yours improve safety planning and readiness. The first step is to review and share the enclosed brochure. It contains important information everyone should know, as well as our emergency phone numbers.

KEEP WITH SAFETY PLANS AND PROCEDURES

If your school is located near a pipeline or aboveground facility it is important that your school safety plan includes information on how to respond to or evacuate in the unlikely event of a pipeline incident. Is pipeline emergency response included in your emergency response or evacuation plan? Are you familiar with the pipeline locations and the companies that operate in the vicinity of your school?

The following recommendations can help assure your school is prepared for the appropriate response:

- Familiarize students, staff, bus drivers and maintenance personnel with the general location of nearby pipelines and aboveground pipeline facilities
- Know how to recognize the signs of a potential pipeline problem and how to respond
- Communicate information regarding the signs of a gas leak and your school's response procedures to students and staff. Conduct a practice drill if possible.
- Locate pipeline marker signs on or near school property and incorporate information from these markers into your safety plan, including the operator's emergency contact number
- Maintain a heightened sense of vigilance in identifying risks to nearby pipelines. To prevent an emergency, report unmarked digging activity or environmental changes to Williams or law enforcement.
- Require maintenance personnel and contractors to **call 811** at least two working days before digging on school property

We encourage you to review the information in this safety handout with school staff and district safety personnel. Contact Williams if you have questions or need additional information at **1-800-WILLIAMS (1-800-945-5426)**.



WILLIAMS EMERGENCY NUMBER: 855-945-5762

RECOGNIZING A PIPELINE LEAK

USE YOUR SENSES

Although pipeline leaks are uncommon, it is important to be able to recognize the warning signs using sight, sound and smell. Leaks could be in a liquid or gaseous state.

Note: All of these signs may not be evident at the same time.

SIGHT

- Discolored or dead vegetation
- Flames coming from the ground
- A cloud of vapor, fog or mist
- A pool of liquid on the ground or bubbling in a wet, flooded area
- Dirt blowing in the air
- A rainbow or sheen on the water



SOUND

- An unusual hissing or roaring noise coming from a pipeline

SMELL

- An unusual odor or scent of gas, petroleum liquids or a slight hydrocarbon smell
- The products in Williams pipelines are primarily odorless, but may contain a rotten-egg smell from the odorant, mercaptan
- Hydrogen sulfide will carry a pungent, rotten-egg odor



RESPONDING TO A PIPELINE LEAK

Follow these basic Do's and Do Not's to remain safe during a pipeline leak:

DO

1. **Leave the immediate area on foot!** Move in a crosswind direction away from the leak or vapor cloud and maintain a safe distance. Abandon any equipment being used in or near the area.
2. **Go directly to a safe location**, and then **call 911** and Williams' emergency number at **855-945-5762**.
3. **Warn others to stay away from the leak.**

DO NOT

1. Cause any open flame or other potential source of ignition such as an electrical switch, vehicle ignition, lighting a match, ringing a doorbell, etc.
2. Come into direct contact with any escaping liquids or gas.
3. Drive into a leak or vapor cloud while leaving the area.
4. Attempt to operate any pipeline valves yourself. You may inadvertently route more product to the leak or cause a secondary incident.
5. Attempt to extinguish a natural gas fire.
6. Use telephones (including cell phones) or anything that could cause a spark.
7. Use email, text or the internet to contact the company about a leak, and never assume someone else has reported the leak.

RECOGNIZING A RIGHT-OF-WAY AND PIPELINE MARKER

A pipeline right-of-way is a strip of land over and around a pipeline where some of the property owner's legal rights have been granted to a pipeline company.

Pipeline rights-of-way must be kept free from structures and other obstructions for your safety and to provide access for maintenance and in the event of an emergency.

Pipeline markers are found within the pipeline right-of-way.



Permanent pipeline marker examples



PIPELINE MARKERS

- Indicate **approximate** location. They cannot be used to determine exact location or depth.
- Can be found where lines meet at public access points, aboveground facilities, streets, highways, waterways and railway intersections
- Display the pipeline operator's name, emergency number and product transported

RIGHT-OF-WAY ENCROACHMENTS

If a pipeline crosses your school property, do not plant trees, high shrubs or any vegetation that would impede access to the right-of-way. Likewise, do not dig, excavate, operate heavy equipment, build, store or place anything on the right-of-way.

WILLIAMS RESPONSE TO A LEAK

Williams strives to build partnerships with the emergency response community, to share resources and provide education for a safe response to a pipeline emergency.

In the unlikely event of a pipeline emergency, Williams will work with the response community to control the situation as quickly as possible. Our trained personnel will:

- Arrive at the site of the emergency and stop or reduce product flow to the area
- Notify and work with the appropriate emergency response officials
- Repair the facility and restore service as soon as possible
- Fully investigate the cause of the incident

MAINTAINING SAFETY AND INTEGRITY OF PIPELINES NEAR YOU

An Integrity Management Plan (IMP) provides a process of assessing and mitigating risks along transmission pipelines. Williams has developed and implemented an IMP that provides a process for monitoring, managing and mitigating risks along transmission pipelines. For a copy of Williams' IMP, visit www.williams.com/safety.

High Consequence Areas (HCAs) are part of Williams' IMP and apply to transmission piping only. This provides enhanced protection for highly populated areas, an outside area or open structure, or a facility occupied by persons who are confined, are of impaired mobility, or would be difficult to evacuate. Examples of HCAs include beaches, playgrounds, recreational facilities, camping grounds, outdoor theaters, stadiums, recreational areas near a body of water, etc.

Unusually Sensitive Areas (USAs) are similar to HCAs and are also part of Williams' IMP, but rather than a focus on high population or other populated areas, USAs focus on liquid pipelines near commercially navigable waterways, primary or alternative drinking water sources, ecological resources, wetlands or areas inhabited by threatened and endangered species.

DAMAGING OR DISTURBING A PIPELINE

Williams maintains a Damage Prevention Program in accordance with state and federal guidelines. If you cause or witness even minor damage to a pipeline or its protective coating, please immediately notify Williams. Even a small disturbance to a pipeline may cause a future leak. **A gouge, scrape, dent or crease is cause enough for Williams to inspect the damage and make repairs.** Do not cover a pipeline that has been damaged.

PIPELINES/SYSTEMS OPERATED BY WILLIAMS

| Pipeline/Systems | State |
|--|-------------------------|
| Arcadia Gas Storage LLC | LA |
| Black Marlin Pipeline Company | TX |
| Blue Racer Midstream LLC | OH & WV |
| Bluestem Pipeline LLC | KS & OK |
| Cadeville Gas Storage LLC | LA |
| Cardinal Operating Company LLC | NC |
| Discovery Gas Transmission LLC | LA |
| Discovery Producer Services LLC | LA |
| Gemini Carthage Pipeline LLC | LA & TX |
| Gulfstream Management & Operating Services LLC | AL, FL & MS |
| Hill Lake Gas Storage | TX |
| Louisiana Midstream Gas Services LLC | LA |
| Magnolia Midstream Gas Services LLC | LA |
| Mid-Continent Fractionation and Storage LLC | KS |
| Monroe Gas Storage Company LLC | AL & MS |
| MountainWest Pipeline LLC | CO, UT & WY |
| Northwest Pipeline LLC | CO, ID, OR, UT, WA & WY |
| Perryville Gas Storage LLC | LA |
| Pine Needle Operating Company LLC | NC |
| Pine Prairie Energy Center LLC | LA |

| Pipeline/Systems | State |
|--|---|
| Rocky Mountain Midstream LLC | CO |
| Rocky Mountain Midstream Pipeline LLC | CO |
| SG Resources Mississippi LLC | MS & AL |
| Transcontinental Gas Pipe Line Company LLC (Transco) | AL, DE, GA, LA, MD, MS, NC, NJ, NY, PA, SC, TX & VA |
| Utica East Ohio Midstream LLC | OH |
| Williams Field Services - Gulf Coast Company LP | AL, LA & TX |
| Williams Field Services LLC | AL, CO, KS, WY, OH, PA, WV & NY |
| Williams Front Range LLC | CO |
| Williams Gilcrest LLC | CO |
| Williams MLP Operating LLC | OH, OK, PA, TX & WV |
| Williams Oil Gathering LLC | LA & TX |
| Williams Olefins Feedstock Pipelines LLC | LA & TX |
| Williams Partners Operating LLC | WA |
| Worsham-Steed Gas Storage LLC | TX |

PIPELINE PURPOSE AND RELIABILITY

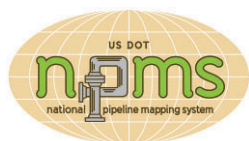
Williams operates pipelines near you. Williams' pipelines and facilities are part of a vast national network of underground pipelines. This system is our country's lifeline for a variety of daily activities. From natural gas to heating oil, from water to jet fuel, pipelines reliably deliver products many of us take for granted, but which are essential to our nation's economy and standard of living.

Some pipelines transport potentially hazardous and flammable substances under high pressure. Yet, according to statistics from the National Transportation Safety Board and the U.S. Department of Transportation (DOT), pipelines are one of the safest modes of transportation in the United States.

POTENTIAL HAZARDS OF A PIPELINE RELEASE

Below is a list of products commonly transported via pipeline. For a list of specific commodities in your area, please contact Williams at **1-800-WILLIAMS (1-800-945-5426)** or **PublicSafety@Williams.com**.

| Product | Leak Type | Vapors | Hazards |
|--|------------|---|--|
| Natural Gas liquids: Ethane Propane Butane | Liquid/Gas | Initially heavier than air. Can spread along the ground and collect in low or confined areas. Vapors may travel to ignition sources and flash back. | All are extremely flammable. Vapors may cause dizziness or asphyxiation and may be toxic if inhaled at high concentrations. Contact with products may cause burns, severe injury and/or frostbite. Fire may be hazardous to environmental areas surrounding leak including but not limited to waterways. |
| Oil liquids: Gasoline Crude Oil | Liquid | Heavier than air | |
| Natural Gas | Gas | Lighter than air | Extremely high concentrations may cause irritation or asphyxiation. Extremely flammable and easily ignited by heat, sparks or flames. |
| Hydrogen Sulfide (H ₂ S) | Gas | Heavier than air and will settle, particularly in low-lying areas | High concentrations may paralyze sense of smell and be fatal. Extremely flammable. |



NATIONAL PIPELINE MAPPING SYSTEM

The National Pipeline Mapping System (NPMS) includes information on hazardous liquid pipelines and natural gas transmission pipelines. To view the transmission pipelines in your area, visit **www.npms.phmsa.dot.gov**.

SEE SOMETHING! SAY SOMETHING!

Be aware of people acting suspiciously near pipelines or pipeline facilities. Report unusual or suspicious activity, including:

- People or vehicles loitering in the vicinity of pipelines or facilities
- People taking photos, video or showing other unusual interest in pipelines and facilities
- A strong odor or fluid leaking from a vehicle located near a pipeline facility

CALL 811

You are required by law to contact 811, your state's One-Call agency, at least 48 to 72 hours (varies by state) before beginning any excavation project.

Excavating includes any activity which requires moving dirt or operation of heavy equipment; such as, construction of homes, roads, fences, drives, ditches or other facilities.

Please visit <https://call811.com/811-In-Your-State> for state-specific One-Call information.

If Williams operates a pipeline in the vicinity, we will be notified and will locate and mark our pipeline with temporary flags or spray paint before you dig.

Damage from excavation-related activities is the leading cause of pipeline incidents, so always **call 811** before you dig.











**Know what's below.
Call before you dig.**

WHITE LINING UNDERSTANDING PAINT, STAKES AND FLAGS

Anyone digging is encouraged to pre-mark the ground with white paint, stakes or flags to show the specific area where excavation will take place. This process, known as white lining, ensures accuracy and prevents utility companies from locating and marking unnecessary areas.

UNIFORM COLOR CODE

For temporary underground utility marking:

| | | | | | |
|---|---|---|---|---|---|
|  | WHITE – Proposed excavation |  | YELLOW – Gas, oil, steam, petroleum or gaseous materials |  | BLUE – Potable water lines |
|  | PINK – Temporary survey markings |  | ORANGE – Communications, alarm or signal lines, cables or conduit |  | PURPLE – Reclaimed water, irrigation and slurry lines |
|  | RED – Electric power lines, cables, conduit and lighting cables | | |  | GREEN – Sewers and drain lines |

To request a meeting with Williams or for additional information, please contact **1-800-WILLIAMS (1-800-945-5426)**. For more information about pipeline safety, visit www.williams.com/safety. You can also contact us at PublicSafety@Williams.com.

